



TAPESTRY
ONLINE LEARNING JOURNAL

St Monica's Catholic Primary school



A BASIC OUTLINE

What is Tapestry?

Tapestry is an on-line system which allows us to create an individual Learning journey for every child in EYFS. We can add comments, notes, photographs and videos of your child and then link these to the Early Years Curriculum and the Characteristics of Effective Learning. It can be accessed via the internet or downloaded as an app from iTunes.



HOW DO WE USE TAPSTRY?

In EYFS, we are constantly observing and assessing the children and we take photographs and videos as evidence of the children's experiences and achievements.

We use Tapestry to keep all of these observations in one place that is accessible to each member of staff in the Reception environment. This helps us to monitor your child's progress in all the areas of learning.

Advantages of using Tapestry

- ★ Tapestry tools allow us to monitor the coverage of all areas of the curriculum and highlights areas that need further development.
- ★ Tapestry allows us to keep video evidence of the children which is a powerful assessment tool, particularly with regards to Communication and Language and role play.
- ★ Tapestry has the facility to email parents whenever a new observation is added to their child's Learning Journey to keep you up-to-date with what your child has been learning about in school. (Great way to start the "What did you do at school today?" conversation and might mean you get a better response than "nothing"!!)
- ★ Parents have access 24/7 to their child's Learning Journey and can comment on the observations added by school staff.
- ★ Parents can add their own observations to share progress and milestones achieved at home.

Your contributions

We would love you to comment on your children's Learning Journey and are confident that you will really enjoy having regular updates on your child's experiences in school.

It would be fantastic if you could add your own observations of your child when you notice them doing wonderful things at home.

However, this does come with the responsibility of using the system securely.

Safe Usage

★ No information from Tapestry can be shared with other people or published in any way.

★ This means that photographs or videos from Tapestry cannot be posted on a social networking site or displayed in a public place.

★ Anybody found to be misusing Tapestry or adding inappropriate comments will have their parent account withdrawn.

SOME EXAMPLES



Tilly made a monkey in the workshop area! She cut all the pieces out that she needed and glued them all together!! She then went to add to it by making a tree for him to hold!

Assessments

- Expressive Arts and Design → Exploring and using media and materials → 40-60 months
 - Constructs with a purpose in mind, using a variety of resources.
 - Uses simple tools and techniques competently and appropriately.
 - Selects appropriate resources and adapts work where necessary.
 - Selects tools and techniques needed to shape, assemble and join materials they are using.



TAPESTRY
ONLINE LEARNING
JOURNAL

Drawing of myself!



Jamie drew a picture of himself on the pavement with felt tips. He used a grey felt tip for the clouds and an orange felt tip for the sun.

Assessments

- Literacy → Writing → 40-60 months
 - Gives meaning to marks they make as they draw, write and paint.



Thea Melvin

Obs by Joanne Melvin 07 Feb 2015 05:01 PM



Bingo



We played bingo to help thea's number recognition. By hearing the numbers '5 and 7, 57' and looking at number on the ball she was able to identify the numbers on her card with minimal help. By the end of the game she was able to recognise 46 and name it correctly which is an improvement

Getting onto Tapestry

You will receive an e-mail that looks like this:

The screenshot shows an email interface with the following elements:

- Header:** "Tapestry" in the top left, "Rosemary" in the top right, and "12 of 21" in the bottom right.
- Sender:** "Tapestry <noreply@eylj.org> to me".
- Date:** "Sep 22".
- Logo:** "TAPESTRY ONLINE LEARNING JOURNAL" with a colorful grid icon.
- Section Header:** "Tapestry Account Activation".
- Greeting:** "Hello Rosie,".
- Text:** "You have received this email because a Tapestry account has been created for you at Littlegates for Littlepeople."
- Important Notice:** "IMPORTANT! If you did not request this account, please ignore this email."
- Instructions:** "We require that you activate your account by creating a password. Simply click on the link below and complete the rest of the form."
- Link:** <https://eylj.org/passreset/BBF6-875F-58D3-EF85-8C43-5A00/>. A blue arrow points to this link with the text "Click on this link!".
- Expiration:** "This link will expire at 11:22 on 29 Sep 2015 (BST)."
- Note:** "(Some email client users may need to copy and paste the link into your web browser)."
- FAQ:** "Is this not working? If you cannot activate your account, please contact your setting manager to rectify the problem."
- Footer:** "Please do not reply to this email".

Passwords and Pin Codes



Account Activation

Activating account for rosieandlillie21@gmail.com at Belton Lane Primary School

Please enter your new password

Password

Confirm Password

PIN

 [Activate Account](#)


Make your own password and pin code up, make sure you will remember it!




Account activated

You will then see a message to tell you that your account has been activated followed by this screen:

Type in your email address and password and your child's account will come up! Pin codes can be used on handheld devices.



The screenshot shows the Tapestry Log In page. At the top center is the Tapestry logo, which consists of a grid of colored squares (yellow, blue, purple, green) to the left of the text "TAPESTRY" and "ONLINE LEARNING JOURNAL" below it. Below the logo is the text "Tapestry Log In". There are two input fields: "Email" and "Password". Below the "Password" field is a checkbox labeled "Remember me on this computer" and a link "Forgotten your password?". At the bottom center is a "Sign In" button with a lock icon.


 **TAPESTRY**
ONLINE LEARNING JOURNAL

Tapestry Log In

Email

Password

Remember me on this computer | [Forgotten your password?](#)

 Sign In

What can Tapestry be used on?

Tapestry can be used on iPhone, Androids, IOS phones, laptops and computers.

If you do not have access to any of the above there are computers available for use in the children's centre next door or please ask Mrs Jones or Miss Ebb to look at your child's account on a school iPad.

What should I put on Tapestry?

Experiences that you have shared together that may connect to learning in school, achievements like swimming or gymnastics award, writing, counting, colouring, painting almost everything is helpful!



Notes

on Sunday we went to Belton house, Lillie did lots of leaf hunting like at pre-school. She also balanced her balance bike around the whole of the lake!

What should I comment on Tapestry?

Tell us if they have been doing anything similar at home or mentioned their learning. Especially add comments if you are surprised they have achieved something you were unaware that they could do.



Notes

Lilie enjoys looking through the magnifying glass, investigating the pine cones and insects.

Assessments

Communication and Language · Speaking · 30-50 months

DEVELOPING

How do I add comments and home observations?

Every time you go onto an observation there is an option to add a comment on the bottom (a lot like Facebook).

To add an observation simple click onto 'add observation'. There are leaflets at the back to support you if you are using the Web- please help yourself.

If using an IOS phone or android, please download the guide from the school website.



Main messages

- Make sure you've signed up!
- Contribute to their entries
- Talk to your child about what you have seen on tapestry
- Add your own!



Any questions? If you find any problems later on please speak to Miss Bush or Ms Parker at the beginning or the end of the day.